

The survey provides data on levels, distribution and make-up of earnings and hours worked for UK employees by sex and full-time/part-time status in all industries and occupations.

Summary of release:

Median Gross Weekly Pay by Workplace:

Full Time:	York:	2.18% increase to £505.40
	National:	2.21% increase to £540.20
	Regional:	2.49% increase to £498.30

Pay Gap:	York:	0.45% increase to £133.80
	National:	0.67% increase to £150.00
	Regional:	0.76% increase to £132.80

Part Time:	York:	8.27% increase to £171.50
	National:	10.11% increase to £177.60
	Regional:	7.02% increase to £173.80

Median Gross Annual Pay by Workplace:

Full Time:	York:	1.92% increase to £26,114
	National:	2.20% increase to £28,291
	Regional:	3.06% increase to £25,964

Median Gross Hourly Rate by Workplace:

Full Time:	York:	3.19% increase to £12.94
	National:	2.24% increase to £13.70
	Regional:	2.28% increase to £12.56

Median Hours Worked by Workplace:

Full Time:	York:	0.00% increase to 37.50
	National:	Remained the same at 37.50
	Regional:	Remained the same at 37.50

Please note the above figures for York all contain a margin of error of at least +/- 4.4%. This could explain some of the discrepancies between changes in hourly pay and weekly pay figures.

York overall picture:**Earnings by Workplace**

The median gross weekly pay for £495.40

This is an increase of 2.18% since 2015 when the median gross pay was £494.60.

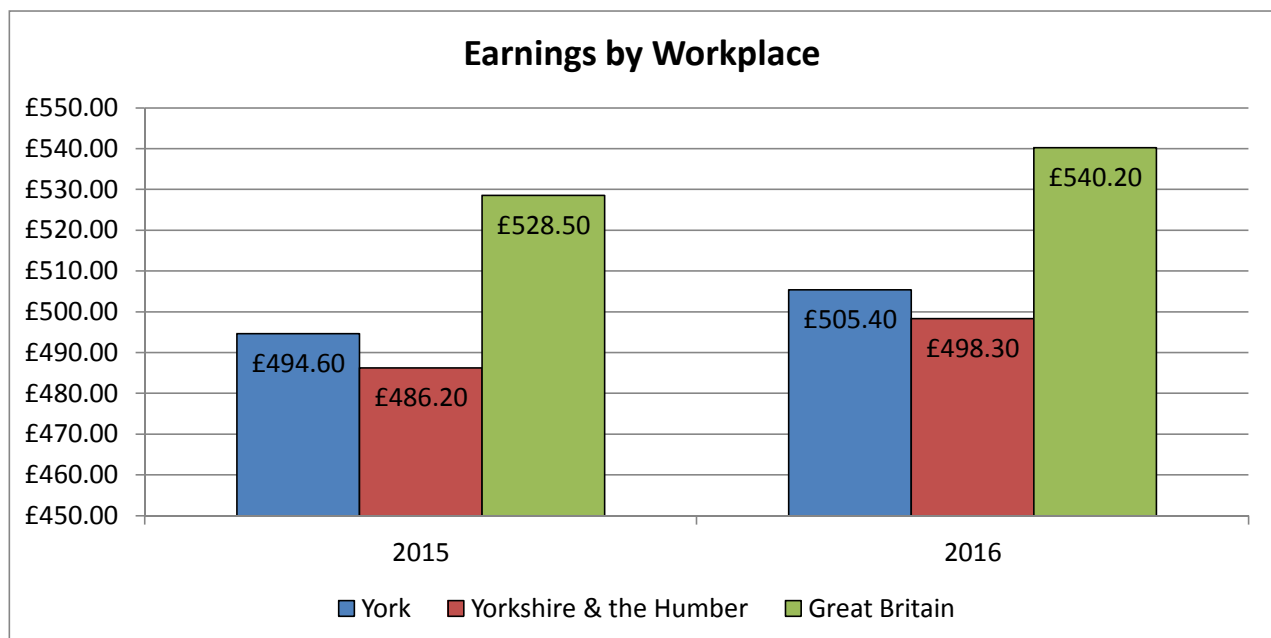
The median gross weekly pay for Yorkshire & the Humber has increased by 2.49% from £486.20 to £498.30.

The median gross weekly pay for Great Britain has increased by 2.21% from £528.50 to £540.20.

There has been a reduction in the difference between York and Great Britain from -7.24% to -6.78%.

There has been a decrease in the difference between York and Yorkshire and the Humber from 1.70% to 1.40%.

York is ranked 4/22 in the region (up from 6/22 in 2015) with Leeds ranked the highest with the median gross weekly pay of £532.20 and Richmondshire ranked the lowest with a gross weekly pay of £445.00.



Earnings by Residence

The median gross weekly pay for 2016 is £509.60.

This is an increase of 2.82% since 2015 when the median gross pay was £495.60.

The median gross weekly pay for Yorkshire & the Humber has increased by 3.68% from £480.60 to £498.30.

The median gross weekly pay for Great Britain has increased by 2.27% from £529.00 to £541.00.

There has been a reduction in the difference between York and Great Britain from -8.79% to -6.77%.

There has been a decrease in the difference between York and Yorkshire and the Humber from 3.03% to 2.22%.

York is currently ranked 7/22 in the region (up from 8/22 in 2015) with Selby ranked the highest with the median gross weekly pay of £549.40 and Craven ranked the lowest with a gross weekly pay of £413.10.

Full Time pay for Males

The median gross weekly pay for 2016 is £562.00.

This is an increase of 2.00% since 2015 when the median gross pay was £551.00.

The median gross weekly pay for Yorkshire & the Humber has increased by 2.75% from £527.00 to £541.50.

The median gross weekly pay for Great Britain has increased by 1.86% from £570.00 to £580.60.

York is ranked 5/22 in the region (down from 4/22 in 2015) with North Lincolnshire ranked the highest with the median gross weekly pay of £602.00 and Scarborough ranked the lowest with a gross weekly pay of £455.60.

Full Time pay for Females

The median gross weekly pay for 2016 is £429.50.

This is an increase of 0.59% since 2015 when the median gross pay was £427.00.

The median gross weekly pay for Yorkshire & the Humber has increased by 1.75% from £427.40 to £434.90.

The median gross weekly pay for Great Britain has increased by 2.17% from £470.60 to £480.80.

York is ranked 9/22 in the region (Down from 5/22 in 2015) with Leeds ranked the highest with the median gross weekly pay of £479.20 and Craven ranked the lowest with a gross weekly pay of £361.90.

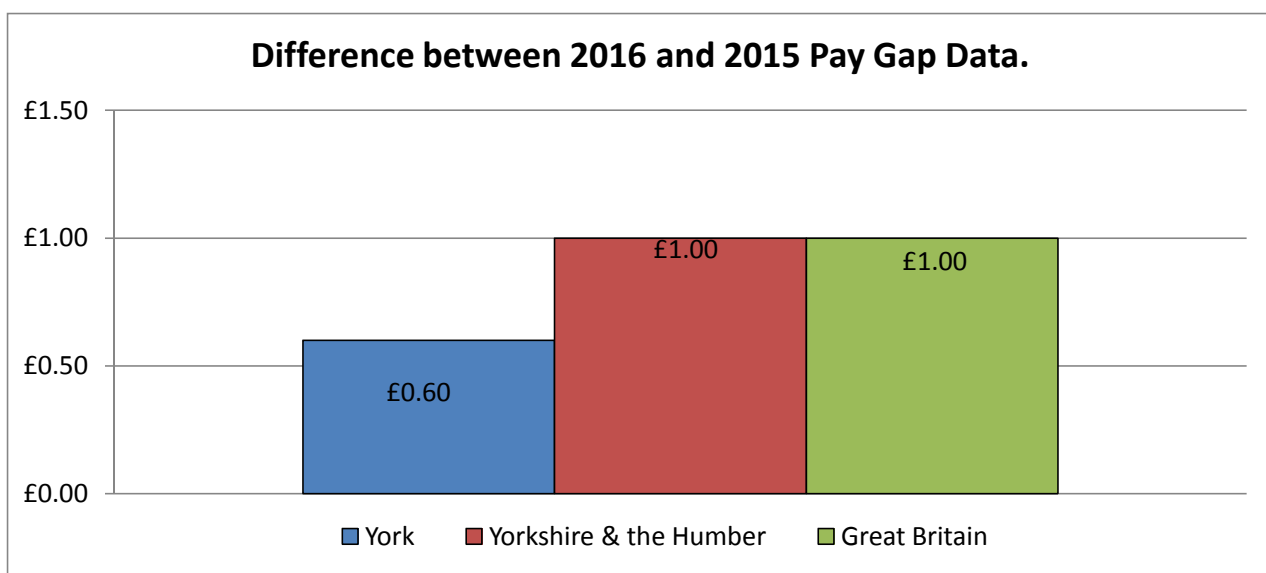
Pay Gap Data

The difference between the median gross weekly pay and 25 percentile for 2015 is £128.30

This is an increase of 0.45% since 2015 when the difference between the median gross weekly pay and 25 percentile was £133.20.

The difference between the median gross weekly pay and 25 percentile for Yorkshire & the Humber has increased by 0.76% from £131.80 to £132.80.

The difference between the median gross weekly pay and 25 percentile for Great Britain has increased by 0.67% from £149.00 to £150.00.



Part Time Earnings

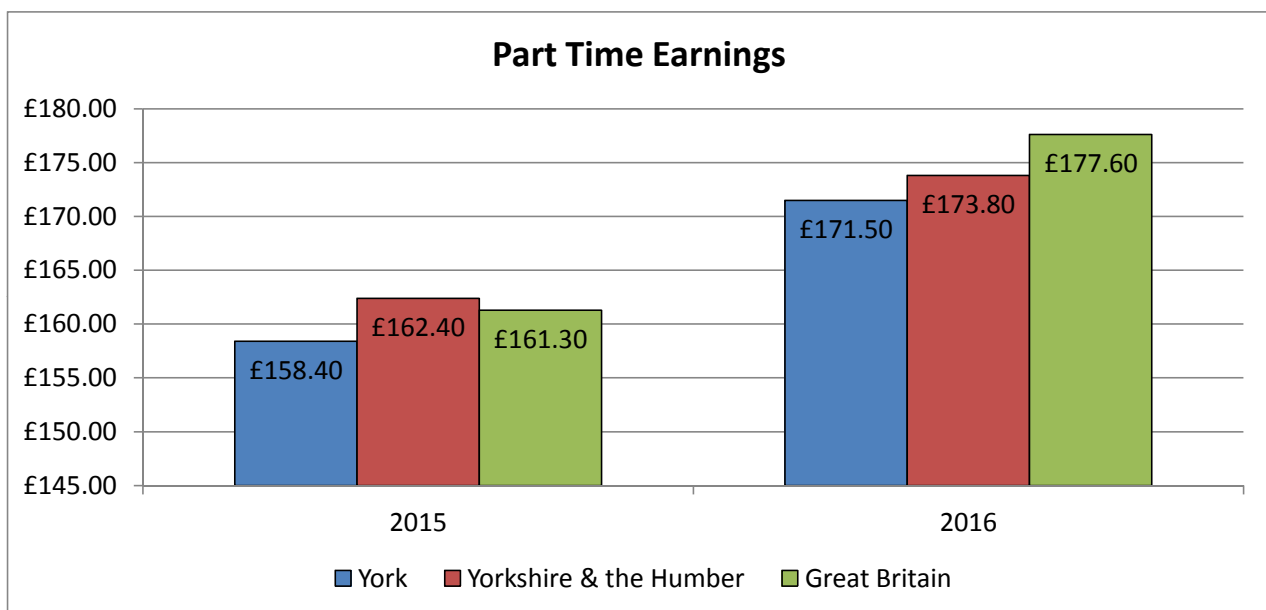
The median gross weekly pay for 2016 is £171.50.

This is an increase of 8.27% since 2015 when the median gross pay was £158.40.

The median gross weekly pay for Yorkshire & the Humber has increased by 7.02% from £162.40 to £173.80.

The median gross weekly pay for Great Britain has increased by 10.11% from £161.30 to £177.60.

York is ranked 10/20 in the region (Up from 14/20 in 2015) with Bradford ranked the highest with the median gross weekly pay of £204.50 and Craven ranked the lowest with a gross weekly pay of £112.40. (Richmondshire and Ryedale are excluded as the estimates are considered unreliable).



Annual Pay

The median gross annual pay for 2016 is £26,114.

This is an increase of 1.92% since 2015 when the median gross annual pay was £25,622.

The median gross annual pay for Yorkshire & the Humber has increased by 3.06% from £25,194 to £25,964.

The median gross annual pay for Great Britain has increased by 2.20% from £27,682 to £28,291.

York is ranked 7/22 in the region (Down from 6/21 in 2015) with North Lincolnshire ranked the highest with the median gross annual pay of £28,354 and Ryedale ranked the lowest with a gross annual pay of £23,086. (Barnsley is excluded as the estimate is considered unreliable).

Hourly Rate

The median gross hourly rate for 2016 is £12.94.

This is an increase of 3.19% since 2015 when the median hourly rate was £12.54.

The median hourly rate for Yorkshire & the Humber has increased by 2.28% from £12.28 to £12.56.

The median hourly rate for Great Britain has increased by 2.24% from £13.40 to £13.70.

York is ranked 4/22 in the region (no change from 2015) with Leeds ranked the highest with the median hourly rate of £13.75 and Ryedale ranked the lowest with an median hourly rate of £11.06.

Median Hours Worked

The median hours worked for 2016 is 37.50.

This is an increase of 0.00% since 2015 when the median hours worked was 37.50.

The median hours worked for Yorkshire & the Humber has not changed.

The median hours worked for Great Britain has not changed.

York is ranked 14/22 in the region (no change from 2015) with Ryedale ranked the highest with the median hours worked of 40.00 and Bradford ranked the lowest with median hours worked of 37.50.